



VELUX®

The No Leak Skylight™

Inspiring Home Series:

Your Living Room Reimagined

Bringing light to life™

Designing Your Dream Living Room

Breathing life into your living room with natural light!

Alright, let's talk about the living room. You know, the space where we curl up on the couch to watch our favorite television show. The place we come to strike up conversations, entertain guests, or eat late-night dinners. The room we live in.

As the center of your home, you want your living room to be bright, open, and a comfortable gathering place. Sure, we might be biased, but nothing brightens and makes a space feel welcoming quite like daylight. Natural light is powerful. It changes colour schemes. It makes rooms feel larger. It lowers our dependency on electricity. And it makes us feel good too!

Isn't it time you lived in more daylight in your living room? We thought so. If you're curious how to add more natural light to your space, say no more. Look up and discover the magic in your ceiling.

See your living room in a whole new natural light!

**Look Up
To Your
Magical Ceiling!**





Living Room Colours Meet Natural Light

What happens when paint colours meet natural light? You'll be pleasantly surprised!

Have you ever ventured into a paint store and browsed through the various paint swatches? You most likely found a colour you thought would look great in your living room, but as soon as you slid it under the light simulator, the colour changed. Light and colour have a unique relationship. Light influences colours, changing their shade and tint constantly.

Colours respond to a variety of different light variables, including location of the sun, time of day, and type of light. Knowing how the colours you choose transform when added to your room is a good trick to have in your designer tool bag. Because nothing would be worse than completely repainting an entire room only to discover the colour doesn't bode well in the space. So, keep these key factors in mind while you're shopping for your next paint colour.

Room Direction

Which direction does sunlight hit your living room? Does it come from the north, south, east, or west?

North: These rooms see less direct sunlight throughout the day, which means they're consistently cooler than other rooms in your home. So, what paint colour do you choose for this room? We suggest a warmer shade and skylights! North-facing rooms are the perfect spots for skylights.

Continued on pg 7



North-facing rooms
are the perfect spots
for skylights.

Living Room Colours Meet Natural Light

Continued from pg 5

East: Known to capture the morning sun, east-facing rooms give off a tinge of blue undertones. When choosing a beautiful colour for these rooms, look for paints that have more colour than grey in them. Paints with a touch of green can help make the room feel softer and more inviting.

West: As the last room to get sun, west-facing rooms tend to appear shadier. Warmer paint colours counter those muted tones. Take it up a notch and use earthy colours, which give your space a more balanced feel when the sun finally makes its way in.

South: Whew, south-facing rooms are one of the sunniest places in our homes. Full of energy and daylight! Tone down these rooms with softer hues, like green, grey, or lighter shades of blue.

Time of Day


We all know that the sun doesn't stay in one spot. As it moves, it dramatically changes the look, feel, and paint colour in your home! When choosing a colour, consider how much time you'll spend in the room.

Morning: If you spend a majority of your time in a room in the morning, keep in mind that the light has a softer glow and does well with warmer tones, energizing you for the day.

Afternoon: In the afternoon, when the sun has made its way to the peak of the sky, it gives off its brightest and whitest light. Be warned: this tends to wash out colours. Although grey colours still do well, warmer colours are your best bet.

Evening: As the sun goes down, its light becomes warmer. So, in your evening rooms, avoid overdoing it with sunset colours like red, pink, and orange. Instead, opt for cool tones – think blues, greens, and purples – that have a touch of grey in them.





Before

After

3

REASONS To Love Skylights In Your Living Room

1

Functionality

Positioned on your roof, skylights allow for uninhibited daylight to enter the space from above, letting you enjoy more freedom to rearrange your space down below. Swap your décor or change the entire layout without ever blocking natural light.

2

Lower Electric Bill


Stop depending on artificial lights to brighten your living room space. Use skylights! Daylight entering through your skylight illuminates your space with free energy, saving you more money on your electric bill. Additionally, with VELUX venting skylights, you can allow for hot air to flow out, letting your air conditioner take a break for a while.

3

Light Control

Whether you want it to be a bright, entertaining room one minute or a dark movie room the next, you have complete light control of your VELUX skylight when paired with a VELUX blind. Offered in a variety of styles and colours, you'll be able to find one that matches your décor style.





Creating a New Living Room Focal Point

It's time for something new and different in your space!

You'll do just about anything – push your couch to a different wall, rearrange the décor, you name it – to give your space a fresh look. Because, after admiring other living room designs and layouts, all you want is something new and different for your home.

When redecorating, we always subconsciously shift our design around a certain focal point in the room. For some, that could be a fireplace. Others, a wall of windows or an opening into another room. These predetermined focal points limit how we rearrange our entire living room, leaving us with only a few layout choices to choose from. Not what you wanted to hear.

Well, what if we told you that it's time to create a new focal point. You'd be pretty excited, right? A new focal point can open the design potential in your space, giving you more options when rearranging. But, how exactly do you create a new focal point? Do you buy a new accent piece or paint one wall a different colour?

You could, or you could do something completely different.

Look up! Right there above your head is your fifth wall. It's an untapped design potential many people don't think of, or something they just paint white and forget about. So, what if you shift your outlook to your ceiling. You could install beautiful wooden beams, paint it an accent colour, or add skylights!


Skylights take your fifth wall beyond the common white paint to become a ceiling full of light and beautiful sky views. Because skylights are positioned on your ceiling, your room has a new look while also adding a level of functionality to your space too. Bright, natural light brings out the true colours of your walls and furniture, animates your space as the sun changes positions throughout the day, and helps to lower your electric bill.

So, before you move the couch for the last time, why not transform your living room with natural light from skylights?



Creating a new focus can open the design potential of your space, giving you more options and a better feeling.





Your Life Brightened with Natural Light

Natural light can enrichen your health and well-being, and bring a whole lot of positivity.



Vitamin D Storage

We need Vitamin D for our bones to stay strong, and to help prevent certain cancers, heart disease, depression, and weight gain. Oftentimes though, we can't relax in natural light to get enough Vitamin D our body needs. So, when you can't go out, bring light in.



Higher Productivity

Feel like you're dragging in the morning, or you can't seem to get those last bits of chores around the house done? This is your body letting you know it needs more natural light. Studies have shown that the more we work in natural light, the higher energy levels we have compared to artificial light.



More Sound Sleep

Nothing feels as good as waking up from a restful night's sleep. You feel as if you're instantly ready to tackle the day without coffee or a yawn in sight. Natural light can help you get there! Sunlight is an environmental indicator that helps set the phases of our body's natural circadian rhythm.



Vision

Our eyes are put under a constant strain from computer screens, phones, and even harsh artificial light. Natural light aids in our ability to clearly see without added strain, as well as helping eye development in children and young adults.

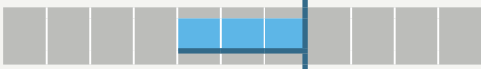
Skylights for Your Living Room

The VELUX Solar Powered Venting Skylight

When you pair natural light with fresh air, you open your living room to a world of crisper, clean air and brighter days.



Product cost range -
Deck & Curb Mount Skylights



\$1,359 - \$3,161






The VELUX Electric Venting Skylight

Let abundant natural light flow through your living room while blocking heat. The venting feature of this electric skylight reduces the need for air conditioning and improved indoor air quality.


Available in Deck Mount & Curb Mount Installations
Product cost range -



The VELUX Manual Venting Skylight

The manual-venting feature of this skylight brings all the light into your space, while letting go of stale air. An operator hook makes it easy to open and close the skylight to improve your living room's air quality. Perfect for in-reach applications.

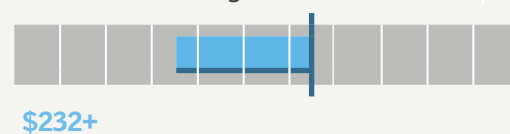
Available in Deck Mount & Curb Mount Installations
Product cost range -



The VELUX Fixed Skylight

Ideal for visually expanding areas and delivering abundant natural light. Enjoy complete privacy and a spectacular view to the outdoors.


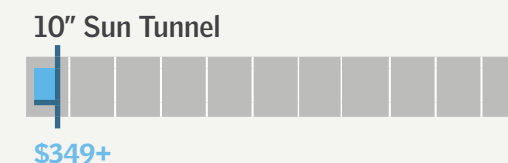
Available in Deck Mount, Curb Mount, and Custom FCM Installations
Product cost range -



The VELUX Sun Tunnel Skylight

Even your interior spaces deserve to be awash in natural light. If your living room cannot accommodate a traditional skylight, choose a sun tunnel skylight to light your space with clean light.

Available in TMR, TGR, TLR, TCR, TMF & TGF
Product cost range -



Note: Price ranges provided are skylight product costs and do not include installation costs.

The Perfect Accessories

Complimentary Style

Don't just stop at getting the skylight, find the blind that compliments your interior design and offers you complete control over the natural light in your living room.

The VELUX Blind Collection



Room Darkening Blind (Double pleated)

Recommended for room type:



- Blocks most incoming light.
- Energy efficient, highly insulated design.
- Provides absolute privacy.
- Solar powered or manual operation.



White
1045



Beige
1155



Green
1157



Charcoal
1047



Grey
1158



Golden Beige
1049



Brown
1159



Blue
1156



Raspberry
1051



Cherise
1162



Yellow
1160



Orange
1161



Light Filtering Blind (Single pleated)

Recommended for room type:



- Softens and diffuses incoming light.
- Provides privacy and light control.
- Reduces glare.
- Solar powered or manual operation.



White
1016



Classic Sand
1259



Cappuccino
1264



Latte
1261



Misty Brown
1260



Metallic Blue
1265



Luscious Lime
1266



Burned Orange
1267



Delightful Blue
1268



Classic Red
1269



Snowy White
1255



Classic White
1256



Wavy White
1257



Delightful Cream
1258



Infinite Grey
1262



Metallic Gold
1263



Sunny Stripes
1270



Sunny Yellow
1271



Sunny Blue
1272



Sunny Orange
1273



Venetian Blind (Aluminium)

Recommended for room type:



- Control both direction and amount of incoming light.
- Maintain view of outdoors.
- Moisture resistant.
- Manual operation only.



White
7001



Delicate Vanilla
7055



Spingled Gold
7056



Brushed Silver
7057



Charcoal
7012



Midnight Blue
7058



Burned Nougat
7059



Passionate Red
7060



Wenge Wood
7061